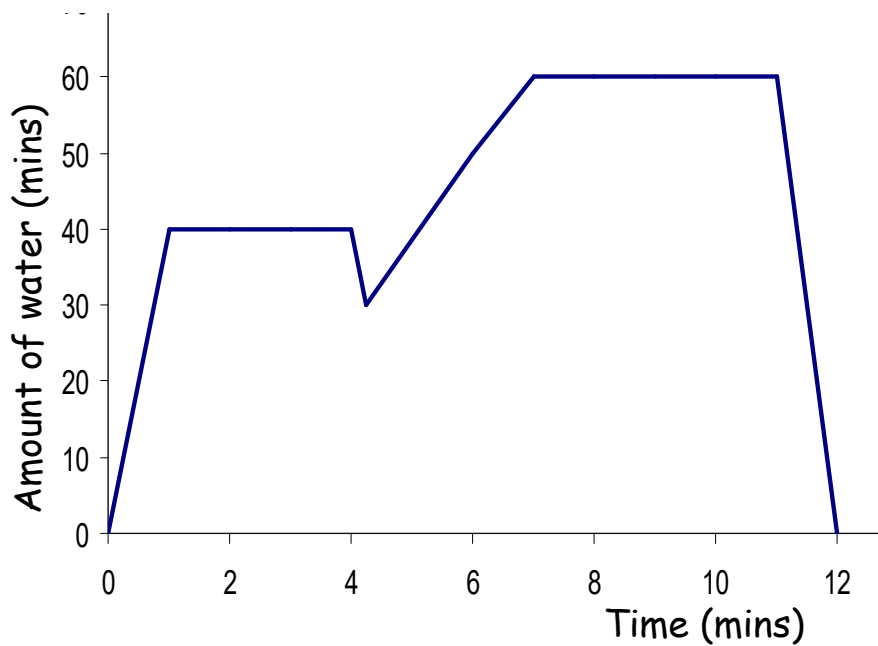


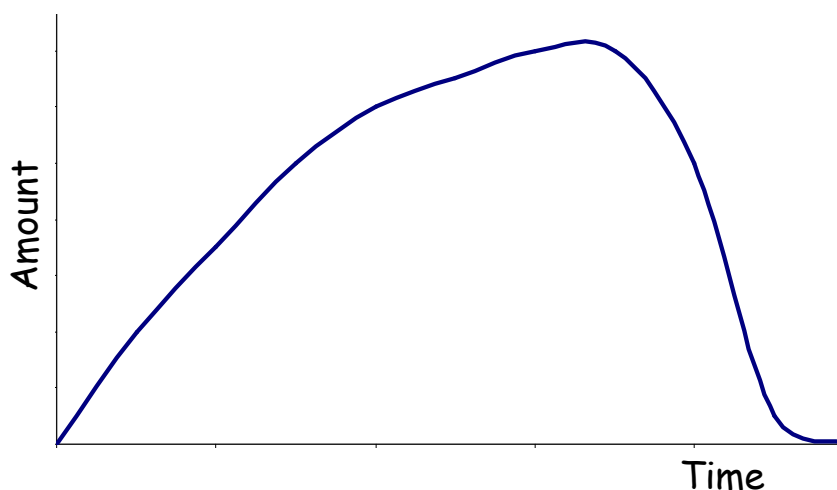
## Story Graphs - Review



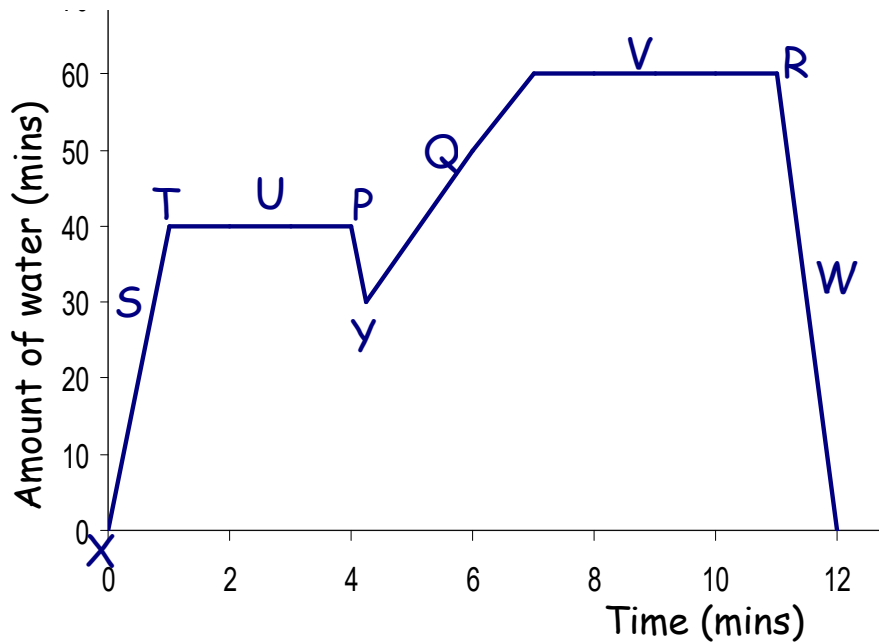
1. This graph describes the story of a teenager running and having a bath. Using the list of events, write the capital letter onto the graph to describe what is happening at that part of the graph.

- P - The bath water has gone cold so the pug is pulled to allow some of the water to 'run away'
- Q - The bath is filled by the hot tap only
- R - The plug is pulled for a second time
- S - The bath is being filled by the hot and cold taps
- T - The telephone rings and the hot and cold taps are turned off
- U - There is a telephone conversation
- V - The teenager has a bath
- W - All the water drains out of the bath
- X - The plug is put into the bath

2. Which of these stories could be represented by the graph below?



## Story Graphs - Review



1. This graph describes the story of a teenager running and having a bath. Using the list of events, write the capital letter onto the graph to describe what is happening at that part of the graph.

- P - The bath water has gone cold so the pug is pulled to allow some of the water to 'run away'
- Q - The bath is filled by the hot tap only
- R - The plug is pulled for a second time
- S - The bath is being filled by the hot and cold taps
- T - The telephone rings and the hot and cold taps are turned off
- U - There is a telephone conversation
- V - The teenager has a bath
- W - All the water drains out of the bath
- X - The plug is put into the bath

2. Which of these stories could be represented by the graph below?

