

## Number Lines Teacher's Notes

This work sheet allows pupils to write in missing numbers on a number line. It is intended to be a piece of work that helps to fulfil the aims the Year 1 Study requirements that pupils should:

*Count to and across 100, forwards and backwards, beginning with 0 or 1, or from any given number*

*Objective: Pupils practise the identification of numbers from the ordinal pattern and acquire an understanding of a number line at respective level of ability*

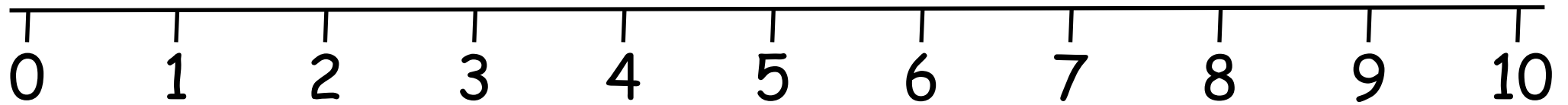
*Methodology: Pupils work through the sheet with the more able pupils going on to the extend the number line. Answer are checked and concepts developed via a PowerPoint presentation*

The free PowerPoint presentation on number lines that is available on [www.brain-cells.co.uk](http://www.brain-cells.co.uk) and this presentation also contains a fun type activity on naming numbers.

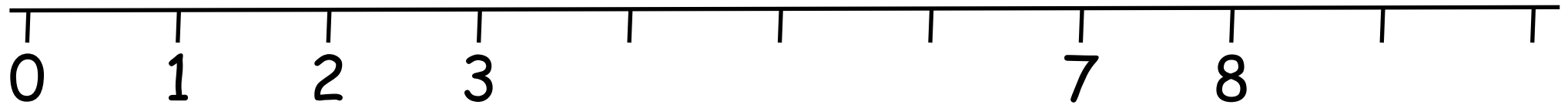
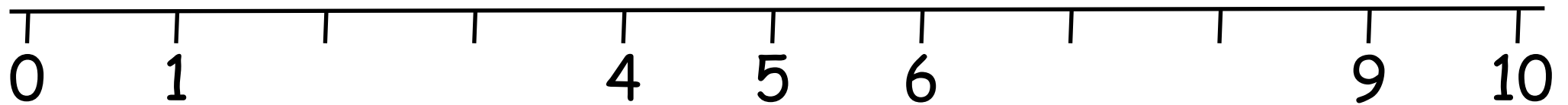
# Number Lines

Name \_\_\_\_\_

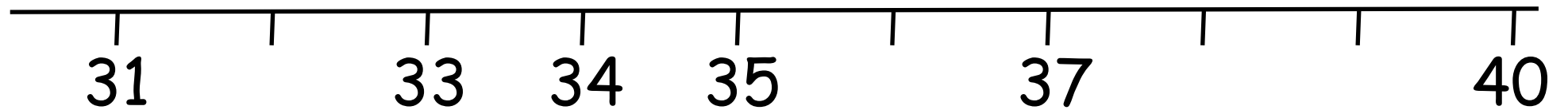
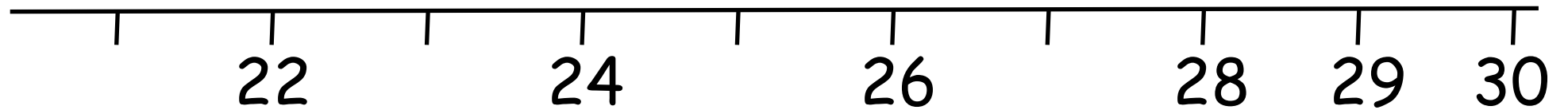
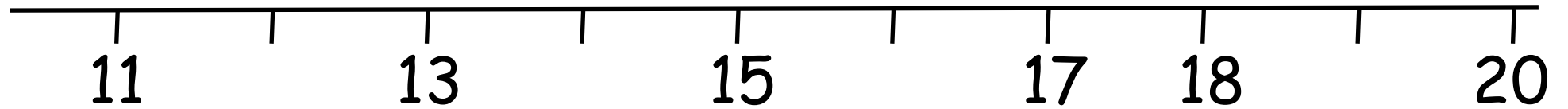
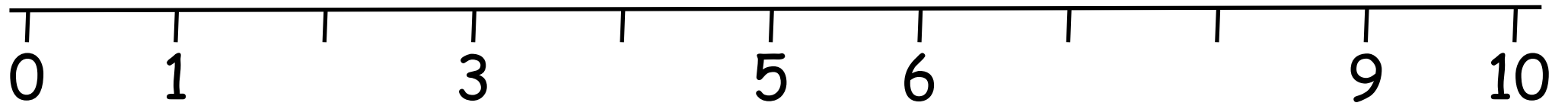
Here is a number line for the numbers 0 to 10



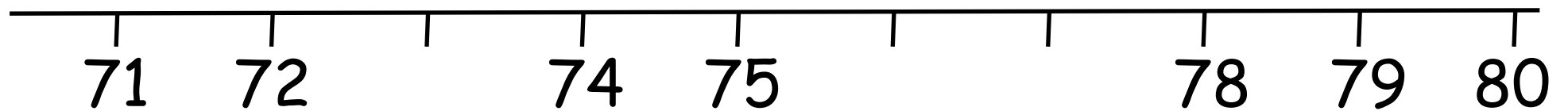
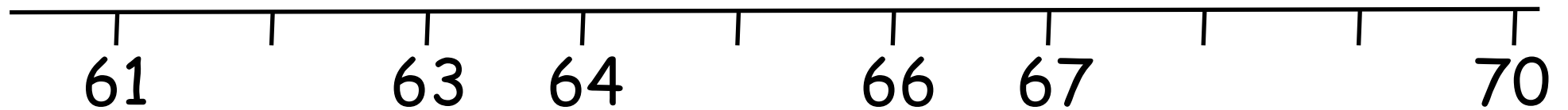
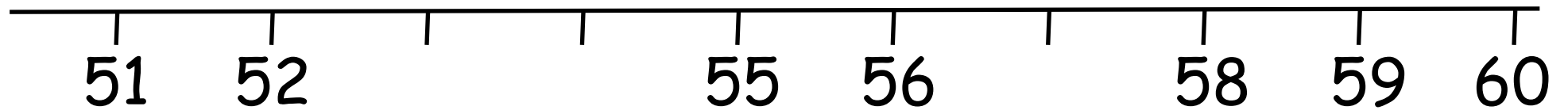
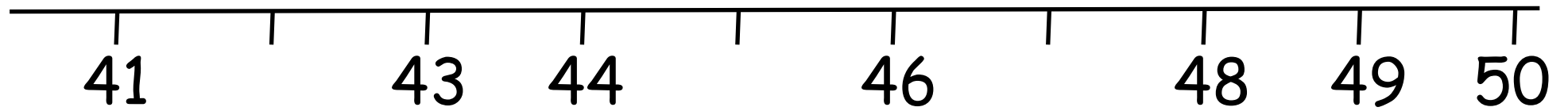
Write in the missing whole numbers on these lines:



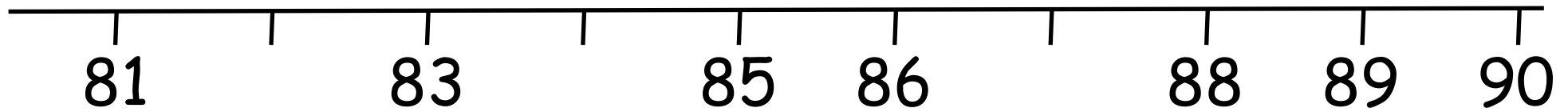
Write in the missing whole numbers on these lines:



Write in the missing whole numbers on these lines:



Write in the missing whole numbers on these lines:



You can cut out all your number lines and stick these together in a line from 0 to 100.

Here is a spare line in case you want to go on fur-

